

**Bullitt County Extension**

384 Halls Lane  
Shepherdsville, KY 40165  
(502) 543-2257  
Fax: (502) 543-6940  
www.bullitt.ca.uky.edu

**MARK YOUR CALENDARS**

**Register for classes. RSVP at 543-2257.**

**January**

Monday, January 31<sup>st</sup> at 10am County  
Extension Council Meeting

**February**

Wednesday, Feb 9<sup>th</sup> 7pm  
Beekeepers Association & Class

Friday, Feb 11<sup>th</sup> 6pm  
Starting Seeds at Home

Friday, Feb. 25<sup>th</sup> 6pm via Zoom  
Landscape Design Class 1 of 4

**March**

Wednesday, Mar 9<sup>th</sup> 7pm  
Beekeepers Association & Class

Friday, Mar 11<sup>th</sup> 6pm via Zoom  
Landscape Design Class 2 of 4

Monday, Mar 21<sup>st</sup> 10am  
County Extension Council Meeting

Monday, Mar 21<sup>st</sup> 6pm  
Orchard Production

Friday, Mar 25<sup>th</sup> 6pm  
Landscape Design Class 3 of 4




**In This Issue**

Growing Microgreens	2
Photo Contest Winners	3-4
Homeowner's Toolbox Trifold	5-6
Bee School Flyer	7
Honey Raisin Muffin Recipe	8

**Upcoming Meetings**

Bullitt County Master Gardeners' Association & Horticulture Council Meeting  
**1<sup>st</sup> Tuesday of Each Month**

Next Mtg. Feb 1st at 6:00 PM



All classes offered by the Horticulture Program require preregistration. Call **543-2257** to RSVP so you are ensured handouts and notice of reschedule or cancellation.

Cooperative Extension Service  
Agriculture and Natural Resources  
Family and Consumer Sciences  
4-H Youth Development  
Community and Economic Development

Educational programs of Kentucky Cooperative Extension serve all people regardless of economic or social status and will not discriminate on the basis of race, color, ethnic origin, national origin, creed, religion, political belief, sex, sexual orientation, gender identity, gender expression, pregnancy, marital status, genetic information, age, veteran status, or physical or mental disability. University of Kentucky, Kentucky State University, U.S. Department of Agriculture, and Kentucky Counties, Cooperating.  
LEXINGTON, KY 40546




Disabilities accommodated with prior notification.

## Growing Microgreens as an Indoor Winter Project

Source: Ray Tackett, UK extension horticulture agent

Tiny, edible greens grown from the seeds of vegetables and herbs are called microgreens. You can grow microgreens indoors over the winter when gardening outdoors isn't an option.

Microgreen seeds must be sown very thickly in shallow pans with potting soil and are a great indoor winter project to do with children. Microgreens will grow really fast and need no fertilizing, as all their needed nutrients come from the seeds. In 12 to 14 days, on average, you will have a finished product that is flavorful and packed with nutrients.

Microgreens obviously are grown a little bit differently than normal herbs and vegetables. Microgreen seeds should be



labeled for use as microgreens only to ensure there is no coating on the seeds that may contaminate the growing young plant. There are about 50 herb and vegetable seeds you can grow for microgreens, such as broccoli, beets and some mustards. Pre-soaked seeds can produce a finished product in about seven days, but 12 to 14 days is more typical. You can grow some of the larger seeds, like mung beans and sunflowers, as microgreens. Larger seeds may take 21 days to mature.

Microgreens average 4 to 5 inches tall when fully grown and can be used fresh in salads, wraps or garnishes. Because microgreens are used fresh and grow close to the soil, you want to sow the seeds in new, clean potting soil in shallow containers. Disposable aluminum pans make perfect containers with 1 to 2 inches of potting soil. Place the pans inside near a sunny window or use grow lights.

Contact the Bullitt County Extension office of the University of Kentucky Cooperative Extension Service for information about growing microgreens or mark your calendar and plan to attend our class on growing microgreens on November 4<sup>th</sup> at 6pm.



2022 Bullitt County Master Gardener Horticulture Photography Contest Winners.



1st Place

Barb Moore

2nd Place

Barb Moore



3rd Place

Barb Moore



Barb Moore



Carolyn McStoots



Mike Moore



Mike Moore



Cliff Keller



Ed Revers



Ed Revers



Mike Moore



Carolyn McStoots

**Calendars now available for pick up at the Bullitt County Extension office.**

## Four Part Landscape Design

This course is broken into four parts. Each class builds on the previous one. This course is intended to help you design and execute a landscape plan that is functional, practical and aesthetically pleasing.

*Schedule on back*

**Part 1**—This class focuses on needs assessment and property analysis. Landscape functionality and making the best of our properties features while meeting your needs.

**Part 2**—In the second class we look at design principles, color spectrum and techniques that can be utilized to maximize your landscape.

**Part 3**—Applying design principles, you will brain storm design ideas and learn more about your personal style..

**Part 4**—Plants suitable for Kentucky landscapes discussed.



**Registration & Participation in all classes Required**

**Cooperative Extension Service**  
Agriculture and Natural Resources  
Family and Consumer Sciences  
4-H Youth Development  
Community and Economic Development

Educational programs of Kentucky Cooperative Extension serve all people regardless of economic or social status and will not discriminate on the basis of race, color, ethnic origin, national origin, creed, religion, political belief, sex, sexual orientation, gender identity, gender expression, pregnancy, marital status, genetic information, age, veteran status, or physical or mental disability. University of Kentucky, Kentucky State University, U.S. Department of Agriculture, and Kentucky Counties, Cooperating.  
LENINGTON, KY 40546

Visit our booth at the 2019 Bullitt County Fair

**Ask about our Alternative Master Gardener Program.**

**Master Gardeners'**

**12th Annual Garden Art & Plant Sale**

**Saturday—April 30th 2022**

Rain or Shine 8 AM to 2 PM

Bullitt County

Cooperative Extension Office

384 Halls Lane, Shepherdsville KY 40165

Vegetables, herbs, fish, aquatics, flowers  
tropicals and yard art from 30 vendors

Numerous Vendors Selling a wide variety  
of Horticulture Related Items

Call 543-2257 for information

Vendor Booths \$25.00



In order to have publications for each attendee, we ask you to **RSVP prior to all classes**. Classes may be cancelled if there are not enough participants registered.

*In case of inclement weather, when Bullitt County Schools are cancelled, our classes are cancelled.*

# 2022 Gardeners

## Toolbox

Horticulture Agent


Lorilee Kunze

lorilee.kunze@uky.edu

Bullitt County Extension Office

384 Halls Lane

502-543-2257



**Horticulture**



Disabilities  
accommodated  
with prior notification

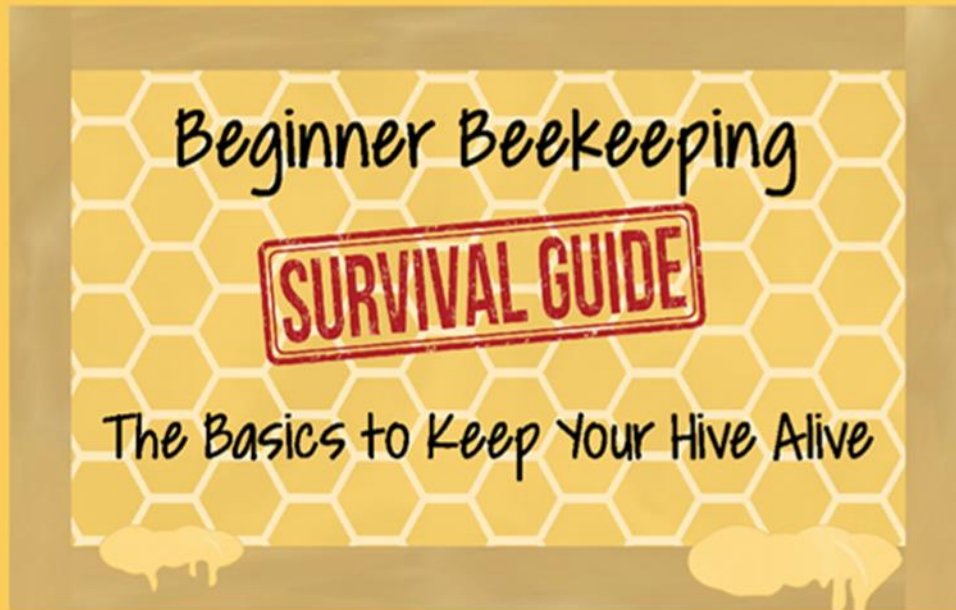
## Toolbox Classes 2022 Horticulture

<b>2/11 6pm</b>	<b>Starting Seeds at Home</b> How to start and grow your own garden plants from seed.	<b>4/30 8a-2p</b>	<b>Master Gardeners' Plant &amp; Art Sale</b> Join us & our vendors for our fantastic 12th annual plant sale!	<b>7/25 6pm</b>	<b>Cool Weather Crops</b> Extend the garden season by growing cool weather crops this fall.
<b>2/25 6pm</b>	<b>Landscapes Design 1 via Zoom</b> Four Part series, must attend all classes	<b>5/6 6pm</b>	<b>Container Gardening</b> Growing plants in small spaces.	<b>8/12 6pm</b>	<b>Putting the Garden to Bed</b> How to put up the harvest and put the garden to rights for the season.
<b>3/11 6pm</b>	<b>Landscapes Design 2 via Zoom</b> Four Part series, must attend all classes	<b>5/19 6pm</b>	<b>Summer Wildflowers</b> Summer wildflowers to make any garden bloom beautifully.	<b>9/9 6pm</b>	<b>Growing Mushrooms</b> How to grow tasty mushrooms at home.
<b>3/21 6pm</b>	<b>Orchard Production</b> Learn about how to plant and grow a home apple orchard.	<b>6/3 6pm</b>	<b>Rain Barrels</b> Make your own rain barrel to take home. Space limited. \$20 per person.	<b>9/12 6pm</b>	<b>Early Apple Tasting</b> Join us in tasting many varieties of apples so you can discover your favorite early season apples.
<b>4/8 6pm</b>	<b>Landscapes Design 3</b> Four Part series, must attend all classes	<b>6/16 6pm</b>	<b>Native Wildflowers</b> How to incorporate native plants into your landscape.	<b>10/21 6pm</b>	<b>Late Apple Tasting</b> Join us in tasting many varieties of apples so you can discover your favorite late season apples.
<b>4/11 6pm</b>	<b>Pruning Fruit Trees</b> Proper techniques for how to prune fruit trees for maximum production and tree health.	<b>7/7 6pm</b>	<b>Perennials for Dry Shade</b> Struggling growing anything under those trees? This class is all about versatile plants for dry shade.	<b>11/4 6pm</b>	<b>Microgreens</b> Learn to grow healthy greens on your kitchen countertop.
<b>4/25 6pm</b>	<b>Grafting Fruit Trees</b> Learn proper techniques for grafting fruit scions and rootstock.	<b>7/15 6pm</b>	<b>Home Lawn Care via Zoom</b> How to maintain a home lawn.		

Master Gardeners' & Horticulture Council meet the 1st Tuesday of Each Month at 6pm

Beekeepers' Association Meeting & Class meet the 2nd Wednesday of Each Month at 7pm

# BULLITT, OLDHAM AND SPENCER COUNTY BEEKEEPING CLUBS PRESENT



## THREE CLASS SESSIONS



**Saturday - Feb. 12, 2022 - Time: 9am - 1pm**

Spencer County Extension Office, 100 Oak Tree Way, Taylorsville, Ky  
Intro to Beekeeping, Basic Biology, Equipment

**Sunday - Feb. 20, 2022 - Time: 1pm - 5pm**

Bullitt County Extension Office, 384 Halls Ln., Shepherdsville, Ky  
Seasonal Schedule, Hive Inspections, Basic Management



**Saturday - Feb. 26, 2022 - Time: 10am - 5pm**

(with lunch break)

La Grange Library, 308 Yager Ave, La Grange, Ky  
Disease & Pest Controls, Beekeeper Interventions, Q&A, Resources



To register, please visit

<https://www.eventcreate.com/e/beginnerbeekeepingsurvival>



# Honey Raisin Muffins

<b>½ cup + 2 tablespoons</b> all purpose flour	<b>¼ teaspoon</b> baking soda	<b>1 cup</b> skim milk
<b>½ cup + 2 tablespoons</b> whole wheat flour	<b>1 teaspoon</b> ground cinnamon	<b>½ cup</b> honey
<b>¾ teaspoon</b> baking powder	<b>¼ teaspoon</b> salt	<b>2</b> egg whites
	<b>2 cups</b> bran flake cereal with raisins	<b>3 tablespoons</b> unsweetened applesauce
		<b>2 tablespoons</b> canola oil

- 1. Combine** flours, baking powder, baking soda, cinnamon and salt in a bowl and set aside.
- 2.** In a large mixing bowl, **combine** cereal, milk and honey; let stand for 2 minutes to soften. **Stir** in egg whites, applesauce and oil; **mix** well.
- 3. Add** dry ingredients and stir until moistened.
- 4. Fill** a greased or paper-lined muffin pan  $\frac{2}{3}$  full.
- 5. Bake** at 400°F for 15-18 minutes.
- 6. Cool** 10 minutes before removing from pan.

**Yield:** 12 muffins.

**Nutrition Analysis:**  
 150 calories, 3 g fat, 0 mg cholesterol, 170 mg sodium, 30 g carbohydrate, 2 g fiber, 15 g sugar, 4 g protein.



Buying Kentucky Proud is easy. Look for the label at your grocery store, farmers' market, or roadside stand.

University of Kentucky  
 College of Agriculture,  
 Food and Environment  
 Cooperative Extension Service  
 Bullitt County Cooperative Extension  
 384 Halls Lane  
 Shepherdsville, Ky 40165  
 RETURN SERVICE REQUESTED

